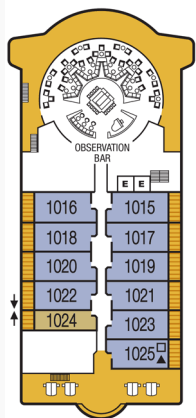
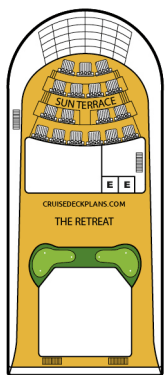


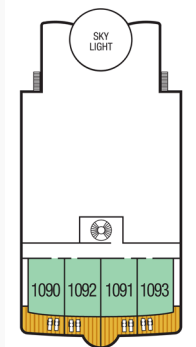
Deck 10



Deck 11



CRUISEDECKPLANS.COM



Stateroom Symbols

Wintergarden Suite

GR-WG WG

Signature Suite

GR-SS SS

Owner Suite

OW

Penthouse Suite

PS PH






Verandah Suite

V6 V5 V4 V3 V2 V1

Seabourn Suite

A1 A

Symbols:

↔ Convert to double suite |  Elevator |  Noncovering queen |  Self service laundry |  Shower only |  Wheelchair accessible