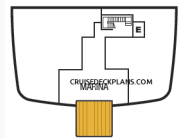
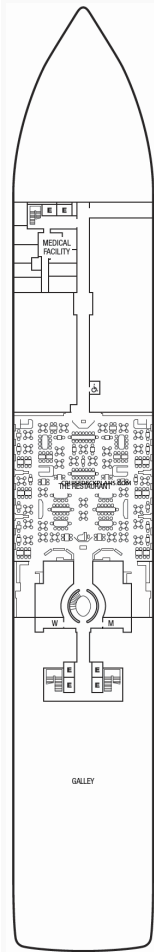


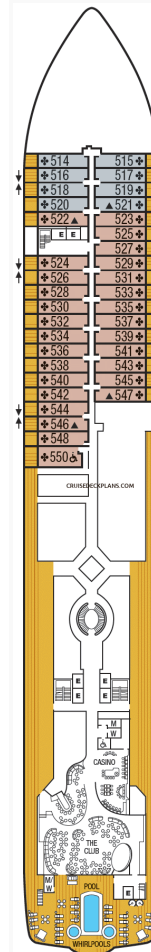
Deck 3



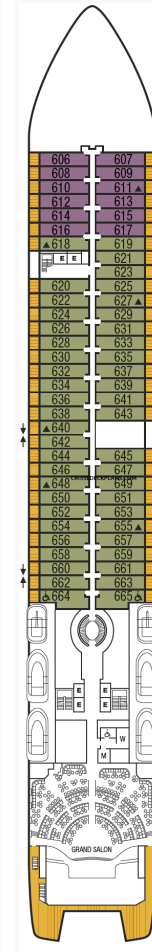
Deck 4



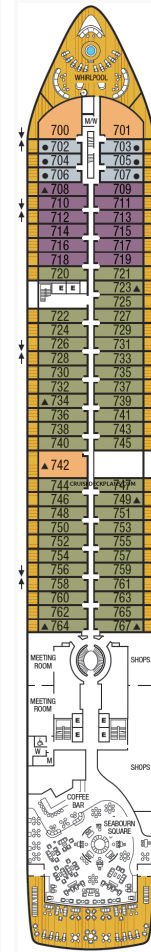
Deck 5



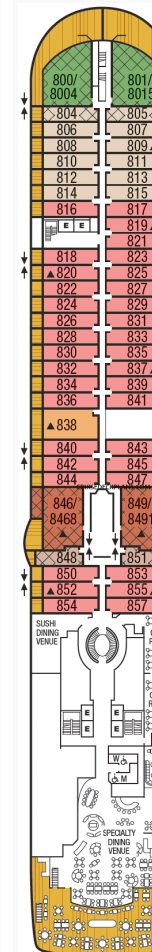
Deck 6



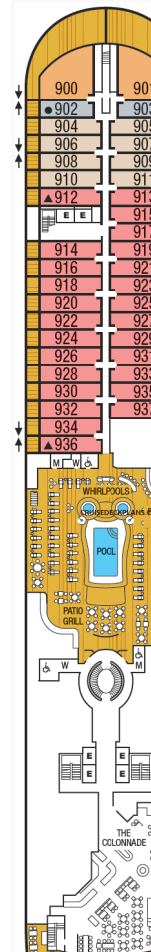
Deck 7



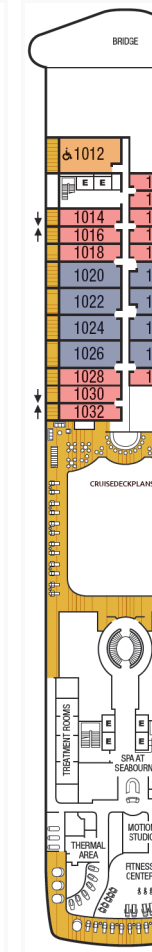
Deck 8



Deck 9



Deck 10



**Stateroom Symbols**

**Wintergarden Suite**

**WG**

**Signature Suite**

SS

**Owners Suite**

OW

**Penthouse Suite**

PS PH

**Veranda Suite**

V6 V5 V4 V3 V2 V1

**Symbols:**

✚ Connecting Suites **E** Elevator **Q** Queen does not convert **S** Solid metal bottom railings **A** Third Guest Capacity **W** Wheelchair accessible